



Release Notes Axxon Next 4.2.1











Last update 12/21/2022

Table of contents

1 IP device support	5
2 Downloads and licensing.....	6
3 Updating from previous versions.....	7















AxxonSoft releases updated version of Axxon Next 4.2.1 bringing a number of new features and improvements.





























What's New in Axxon Next 4.2.1

1. Added new user security policy settings  Now you can:
 - a. set the password length;
 - b. store the password history;
 - c. set the password expiration date;
 - d. set the password complexity level;
 - e. prevent multiple logins of the same user account;
 - f. set maximum failed logon attempts;
 - g. set the account lock duration in case of a failed password entry.
2. A privacy mask can be now added when viewing live video 
3. Faces can now be masked on video 
4. Any objects can now be hidden in archive recording 
5. Neural network filter has been implemented for object tracking, smoke and fire detection tools  
6. The archive from different sources is now automatically joined when playing back 
7. Web-client has been improved :
 - a. HTTPS connection 
 - b. layouts 

⚠ Attention!

When upgrading to Axxon Next 4.2.1 from previous versions, the layouts already created in the system will not be available in the web client.
To make them available, it is necessary to re-create the layouts.

 - c. archive selection 
 - d. mp4 audio playback 
 - e. video compression ratio can be specified when exporting it to avi format 
 - f. video cameras statistics 
8. Face detection tool can now be used for gender and age recognition  
9. It is now possible to perform simultaneous search by all cameras in Axxon domain 
10. Lots of objects in area detection tool has been added to situation analysis detection tools group 
11. In TimeSlice, it is now possible to specify the length of fragments for which you want to split the selected time interval 
12. Preset search intervals are added 
13. Date and time of the video fragment found in the archive can now be copied to the clipboard 
14. Using macros, it is now possible to configure the auto recording to the archive for all cameras in the system when detection tool is triggered 
15. Camera arming and disarming are added to the start and stop macro execution conditions 
16. Inputs can be enabled and disabled by macro 

17. Users for whom the voice notification will be executed can now be selected in macros 
18. Software-based audio amplification from IP devices is implemented 
19. GreenStream logic has been changed: in the Auto mode, the switch to high quality video stream is performed when selecting a viewing tile, in other cases - when the viewing tile is zoomed in 
20. The user's IP address is now added to each event from the user. The MAC address of the computer is stored to the system event log when entering the Server 
21. The user who started the export is specified in the export start event 
22. Quick export of the video frame is performed by right-clicking the export button 
23. When creating an IP device, a stream with higher resolution is selected as a high quality video stream 
24. Motion detection metadata can now be created 
25. Metadata recording is enabled by default 
26. Now there is the notification in case of archive malfunction when the Client is started.
27. Layout groups and subgroups can now be created 
28. It is now possible to analyze video in raw format using Offline Analytics tool 
29. In the export window, the latest folder for the exported files before the Client is restarted is now remembered 
30. In macros it is now possible to stop audio notifications in specified time intervals when getting the required event(s) 
31. It is now possible to restrict access to the selected map for specified users 
32. The logic of output control has been changed: it is now possible to switch output to any state both manually and by a macro 
33. It is now possible to reduce CPU load while recognizing too big license plates 
34. False face detections can now be filtered out 
35. Date and time formats are now set according to system settings 
36. Unified parameters of connection (user name, password) can now be set for a group of cameras when adding to configuration 
37. It is now possible to filter the IP-addresses from which remote Clients can connect to the Server 
38. Input and output can now be assigned to any video camera  
39. Message templates for Email and SMS notifications in Macros are added  
40. In Voice notification on Client in Macros, the playback can be stopped at the specified time 
41. Camera name can now be copied from a layout 
42. A frame with a vehicle license plate can now be tracked 
43. Added support for MP2 audio codec 

1 IP device support

The release includes **Drivers Pack 3.53** for IP devices support. Detailed information about the Drivers Pack, where to find the latest set of drivers, and the list of supported hardware is available at http://www.axxonsoft.com/integrated_security_solutions/supported_ip.php

2 Downloads and licensing

The Axxon Next installer includes both the client and server components. The client can be installed on a computer together with the server, or installed on a separate dedicated client workstation. There is no limit on the total number of servers and clients in a system.

5 Axxon Next license types are available: demo mode with limited operating hours, free version and 3 types of paid licenses (Start, Professional and Universe). Data on all the types of Axxon Next licenses is given on the [page](#).

Free version supports 1 server, 4 video streams, unlimited archive as well as unlimited number of clients.

Learn more about Axxon Next on the product page at http://www.axxonsoft.com/products/axxon_next/

3 Updating from previous versions

To update from version 3.6 one should start the installation wizard and install the product (selecting the configuration). Deinstallation of the previous version is not required.

Important!

When upgrading from version 4.1, the simultaneous significant CPU load increase and the detection quality improvement are possible, if the [motion detection](#) is used with the [Decode key frames](#) option disabled. This is due to the new motion detection algorithm.

Important!

Pay attention to these features when updating from version 3.6 to 4.2:

1. Auto rules, as well as the **E-mail** and **SMS** objects are not migrated to a new version.
2. System log events are not migrated.
3. Detection zones are to be configured for detection tools. In some cases some detection tools are not migrated to a new version.
4. The key frame scaling is set in the archive settings for cameras streaming H.264.
5. Select the video folder once again for virtual cameras.
6. If necessary, re-create the layouts to make them available in the web client.

Product documentation

System Requirements

Axxon Next Installation Guide

Axxon Next Activation Guide

Axxon Next Quick Start Guide

Complete Axxon Next 4.2.1 Documentation